

INNOVA 2.0 is a highly advanced, ultra-compact heat pump air conditioner ideal for retrofit and new construction. What makes INNOVA 2.0 unique is that unlike traditional PTACs that require structural changes to the facade and large grilles on the exterior, INNOVA 2.0 only requires two small six-inch holes. The BLDC inverter compressor enables the ultimate in comfort while being whisper-quiet and super-efficient. Made in Italy.



Key features

- Cool, Heat and Dehumidify
- BLDC Inverter-driven Heat Pump
- No Outdoor Unit - Just 2 Vents
- Low indoor and outdoor noise
- Industry Leading STC Rating
- Flexible Mounting
- Auto Changeover
- Auto Fan
- Onboard Backlit Touch Controller
- Sleek, Slim Design
- Paintable All-metal Cabinet
- Easy to Install
- Easy to Maintain
- WiFi with Android/iOS App
- Auto Restart

Warranty

- 2 Years Parts
- 5 Years Compressor

Specs

- **Efficiency**
 - SEER: 16
 - EER: 11.0
 - COP at 47°F: 3.43
 - COP at 17°F: 1.80
 - COP at 5°F: 1.60
- **Cooling Capacities 95°F**
 - Design: 3,100 - 8,300 BTU/h
 - Rated: 8,100 BTU/h
 - Min- Max: 3,100 - 10,000 BTU/h
- **Heating Capacities 47°F**
 - Design: 2,600 - 9,000 BTU/h
 - Rated: 8,100 BTU/h
 - Min- Max: 2,600 - 10,000 BTU/h
- **Heating Capacities 17°F**
 - Rated: 4,800 BTU/h
 - Min- Max: 2,600 - 5,700 BTU/h
- **Heating Capacities 5°F**
 - Rated: 4,100 BTU/h
 - Min- Max: 2,600 - 4,800 BTU/h
- **Operating Range**
 - Cooling: 23°F - 109°F
 - Heating: 0°F - 75°F
- **Comfort Setpoint Range**
 - 63°F - 88°F
- **Modes**
 - Cool, Heat, Dehumidify, Auto
- **Controls**
 - Onboard, Wifi, Dry Contact
- **Cabinet**
 - Material: Steel
 - Finish: Powder Coated White (RAL 9003)

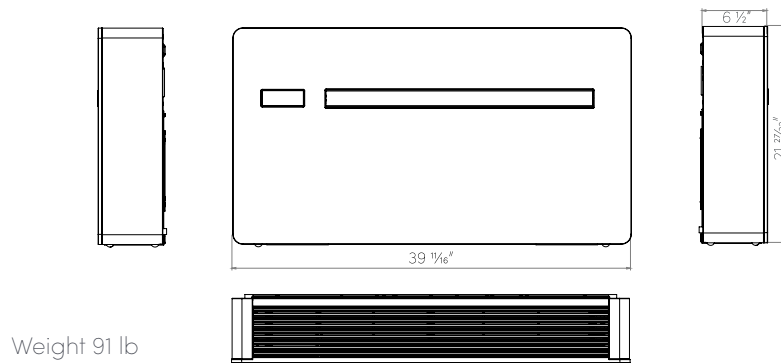
Specs

- Fan Data**
 - Type: EC Centrifugal
 - Indoor Airflow: 159/188/235CFM
 - Outdoor Airflow: 200/230/282 CFM
- Sound Pressure**
 - Indoor: 27/33/41 db(A)
 - Outdoor: 38/45/51 db(A)
- Sound Penetration**
 - STC: 37 db
 - OITC: 28 db
- Electrical Specifications**
 - V/F/PH: 115V/60Hz/1Ø
 - Voltage Range: 110V - 126V
 - Rated Current: 6.4
 - MCA: 9.3
 - MCOP: 15A
- Power Supply**
 - Hardwired
- Input Power**
 - Cooling Rated: 735
 - Cooling Max: 1,060
 - Heating Rated: 692
 - Heating Max: 1,060
- Moisture Removal**
 - 1.9 Pints/h
- Condensate Removal**
 - Cooling: Disbursement System
 - Heating: Ø 3/4" Rubber hose
- Compressor**
 - Panasonic BLDC Inverter
- Refrigerant**
 - Type: R410A
 - Charge: 21.87 oz.
- Oil**
 - Type: FV50S
 - Qty: 8.45 oz.

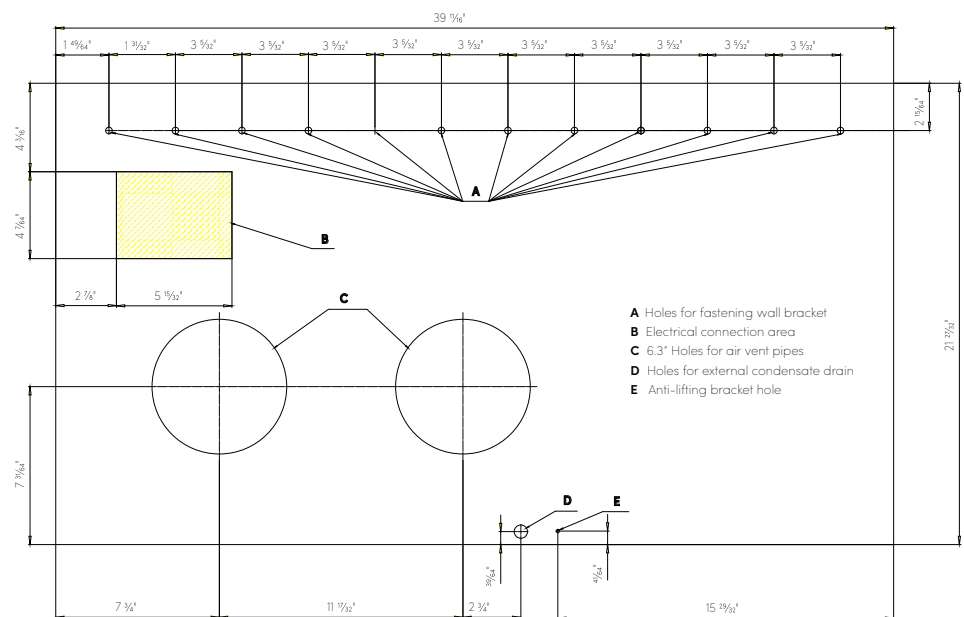
Included

- INNOVA 2.0
- Wall mount bracket

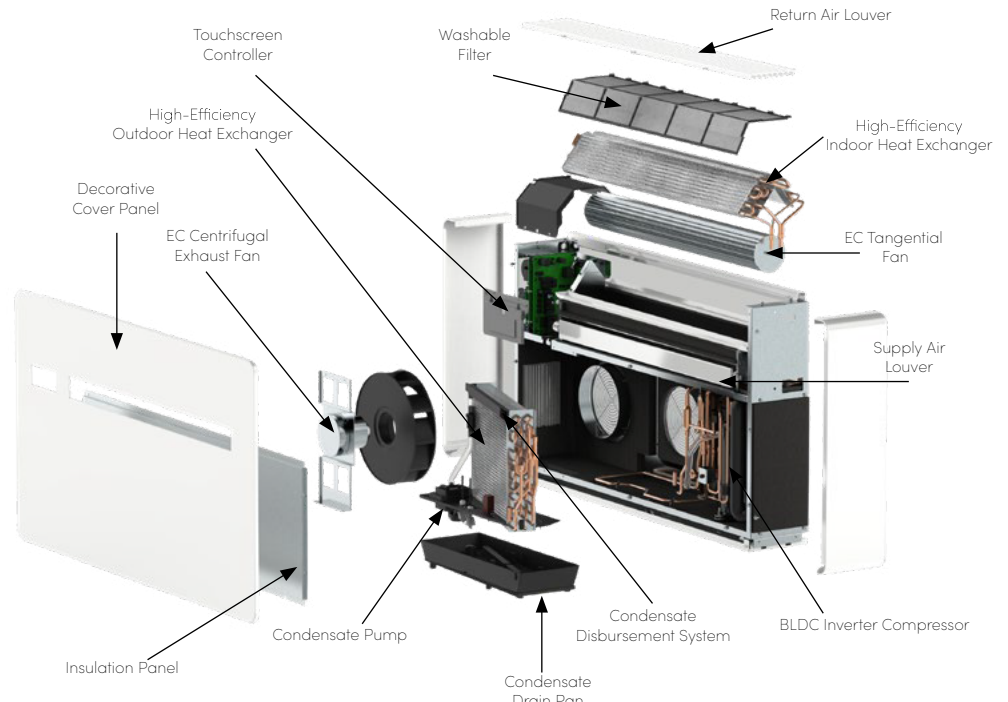
Dimensions



Mounting template



Exploded view



Wiring Diagram

