

# VERTICAL 2.0

12 HP 115v

No more bulky and unsightly condensing units that ruin the appearance of a building. INNOVA has studied a high-efficiency solution with a hyper-compact design and a minimal impact. Just 18.5 centimetres deep, super easy to install and with DC Inverter technology to optimize performance. With DC Inverter technology, power is optimized to obtain maximum comfort with lower consumption and noise, and thanks to the Dual Power you can take advantage of the maximum power to reach the required temperature in the shortest possible time. Once reached, 2.0 automatically adjusts to the comfort function. Furthermore, the external grids are foldable: they open when the machine is in operation and close when it is off, so as to minimize dust, noise and pollution, maximizing well-being.



## Key Features

- Cool, Heat and Dehumidify
- BLDC Inverter-driven Heat Pump
- No Outdoor Unit - Just 2 Vents
- Low indoor and outdoor noise
- Industry Leading STC Rating
- Flexible Mounting
- Auto Changeover
- Auto Fan
- Onboard Backlit Touch Controller
- Sleek, Slim Design
- Paintable All-metal Cabinet
- Easy to Install
- Easy to Maintain
- WiFi with Android/iOS App
- Auto Restart

## Warranty

- 2 Years Parts
- 5 Years Compressor

## Specs

- **Tension Power Supply**
  - 115V / 60Hz - 1Ph
- **Cooling Capacity Range**
  - 3,140 - 10,600
- **Heating Capacity Range**
  - 2,700 - 10,400
- **Moisture Removal**
  - 0.9 litre
- **EER**
  - 10.2 w
- **COP**
  - 2.75 w
- **Power input in cooling**
  - 7.4 amp
- **Power input in heating**
  - 6.6 amp
- **Volt Range**
  - 110/126 V
- **MCA**
  - 5.4 A
- **M0CP**
- **Refrigerant Gas**
  - R410A
- **Number of speeds**
- **Noise Level Indoor**
  - 29 / 40 / 48 dB (A)
- **Noise Level Outdoor**
  - 40 / 46 / 54 dB (A)
- **CFM (Indoor)**
  - 159 / 188 / 235 cfm
- **Dimensions**
  - 19.7" x 55" x 7.3" L x H x P
- **Wall Hole Diameter**
  - 6 / 3/8" pouces x 162mm
- **Diameter of Wall 2 holes**
  - 53.0 kgs - 117 lbs

# VERTICAL 2.0

12 HP 115v

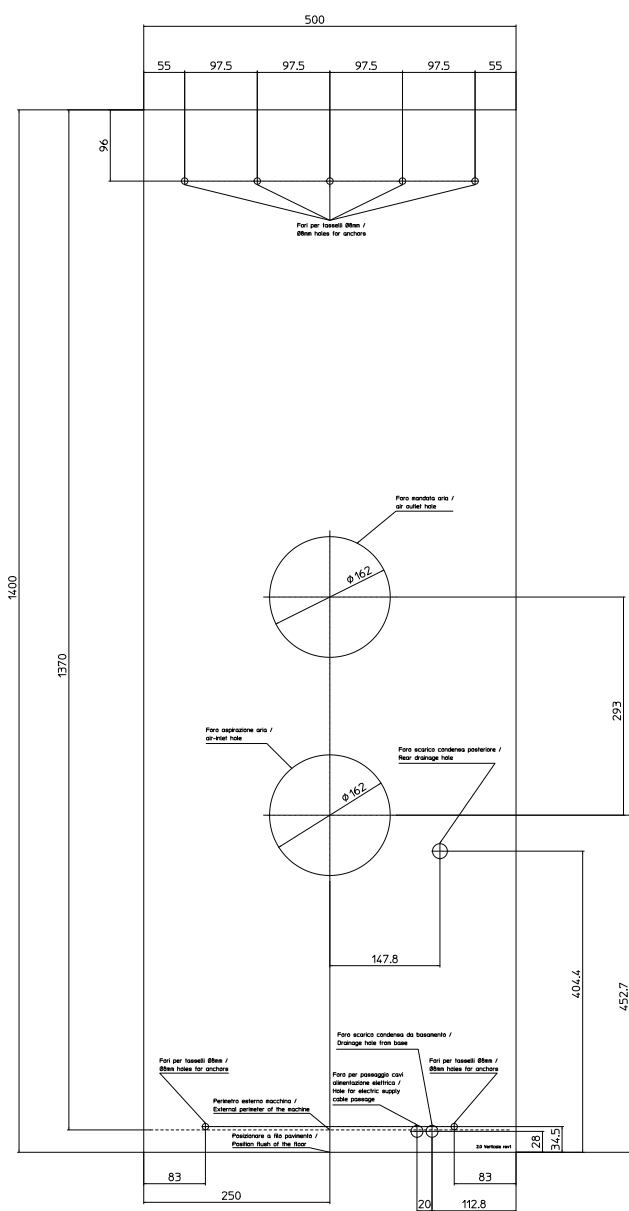
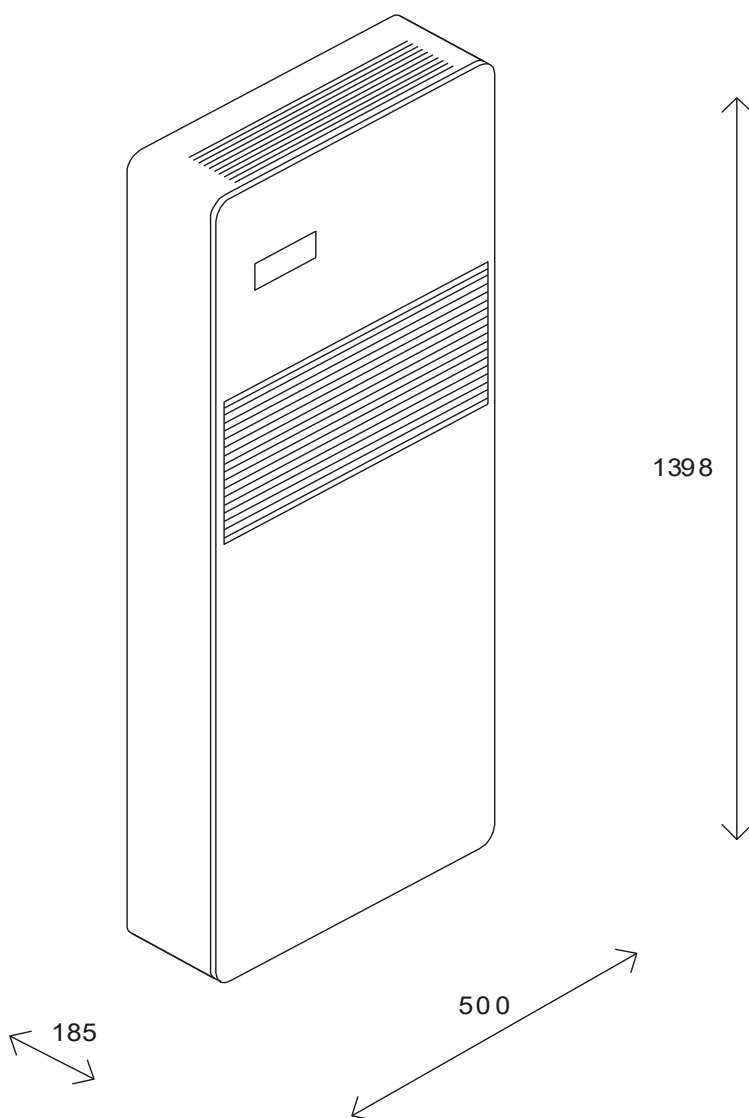
Included

• VERTICAL 2.0

• Wall mount bracket

Dimensions


Mounting template



# VERTICAL 2.0

12 HP 115v

## Expanded View



## Wiring Diagram

